




This Energizer covers how to register an account in IRBNet and

- Create and activate your account in IRBNet
- Manage your affiliations from your User Profile
- Add and submit necessary Training & Credential records
- Maintain your T&C records on an on-going basis





Terms of Use

To register on IRBNet, you must read and agree to these Terms of Use, including any future amendments (collectively, the "Agreement").

1. Acceptance of Terms.

This Agreement governs your participation as an individual user of IRBNet. IRBNet is a service provided by Researc Dataware, LLC and both the company and service name are used interchangeably in this Agreement. In addition, when using particular IRBNet owned or operated services, you may be subject to any posted guidelines or policies. All such guidelines or rules are hereby incorporated by reference into this Agreement. IRBNet may also






IPDRNet
FUNDING



Registration

Add

Specify the organization





INDINet™

Register

First Name:

Last Name:

Email:

Phone Number: - - ext.

Use your institution-approved email to ensure that you receive your




Confirm Registration Information

Please review your information and click "Register" to create your user profile. You will receive an email from indinet.com with your user profile information.

INDINET
INDINET.COM
INDINET.COM
INDINET.COM



Once you finalize your registration, an activation email will be sent to your registered email address. You will need to click the link within that email to activate your account.

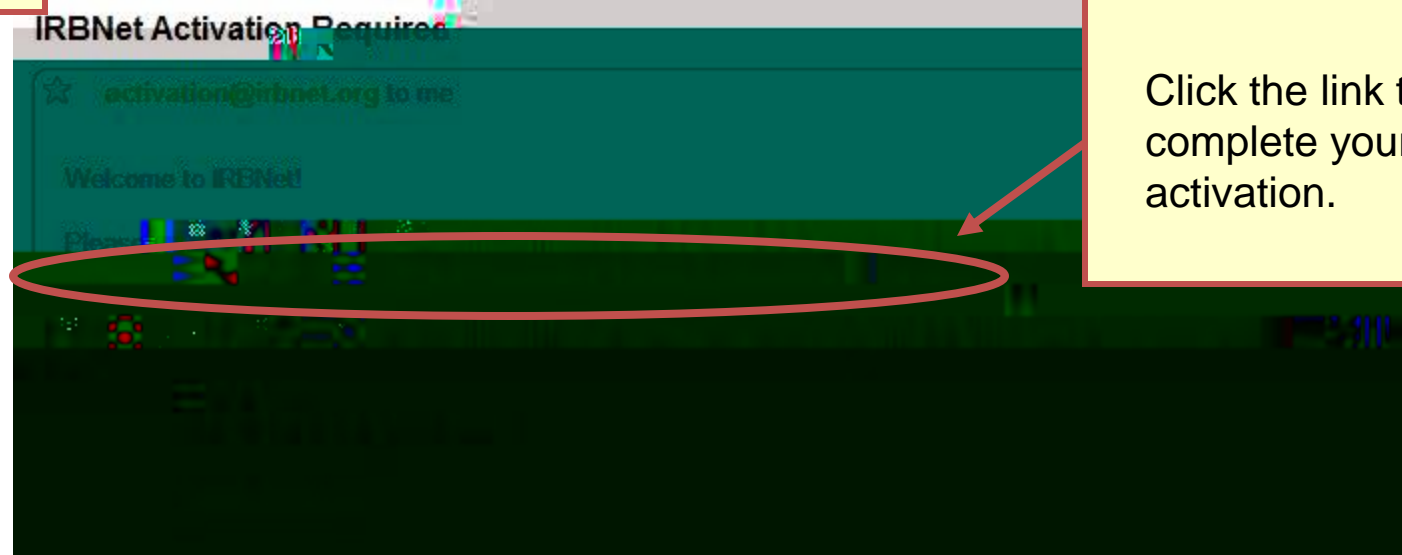




Complete Activation

Visit the inbox of your registered email address and click the link within the "IRBNet Activation Required" email to activate your account.

From your email inbox,
message.



Click the link to
complete your
activation.

Congratulations, you are now a member of the
National Research Network!





Add Training & Credential Records

Upload appropriate Training & Credential (T&C) documents to your User Profile, as required by your local institution.

Welcome to IKBNET

User Profile

and manage your training & Credentials records.

Note that if you update an affiliation you will be sent an activation email to your contact email address. You must click on the link in the activation email to confirm your changes.

Forms and Templates

Information and Password (Edit)

User Name jresearcher
First Name John
Last Name Researcher

Affiliations

- Add an Additional Affiliation

Click here to upload T&C documents.



Your Committee Office can offer you assistance and training on IRBNet as well as advice on how to comply with important policies and standards as you use IRBNet.